



Quality Energy Services 2023 Greenhouse Gas Inventory



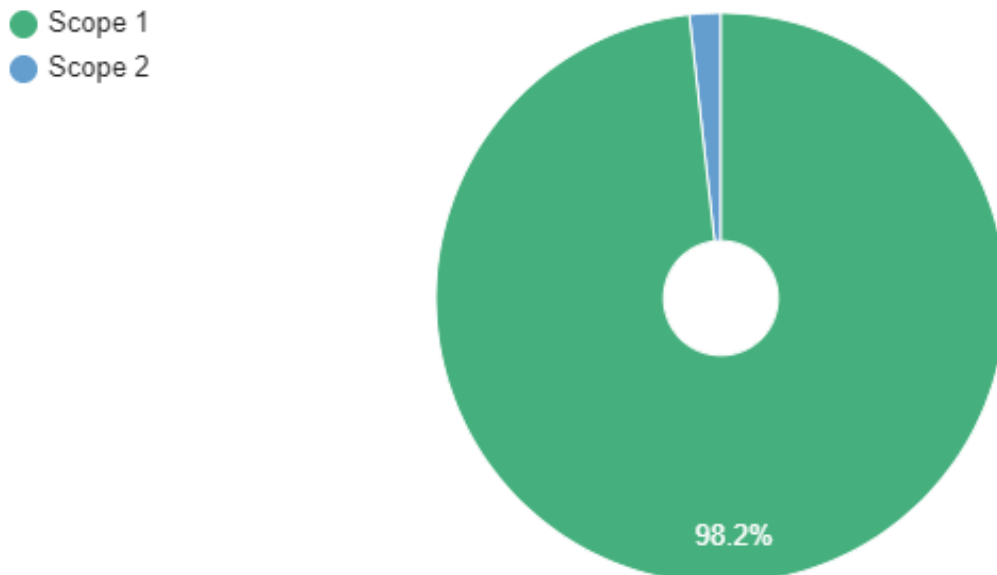
Quality Energy Services: Greenhouse Gas Accounting

In 2023, our total emissions across Scope 1 and Scope 2 are 5,646 tonnes of carbon dioxide equivalent (tCO₂e). Scope 1 accounted for 98.4% of our emissions, with a total of 5,566 tCO₂e, and Scope 2 accounting for the remaining 1.6% with a total of 81 tCO₂e. For Scope 1, our reported data was based on estimates around the fuel use of our engines over the course of a one-year period multiplied by the relevant emissions factor for the fuel type. For Scope 2, our office utility bills were used to track energy usage at our administrative operations. A local grid emissions factor was applied to the aggregated data to understand the CO₂ equivalent of the company's energy usage.

Total Scope 1 & Scope 2 Emissions [t CO₂e]

Serie	Emissions (t CO ₂ e)
Scope 1 - Direct emissions	5,565.292
Scope 2 - Indirect emissions	91.306
Total	5,656.598

Total Scope 1 & Scope 2 Emissions [t CO₂e]



Scope	
Scope 1	5,065.765
Scope 2	91.306

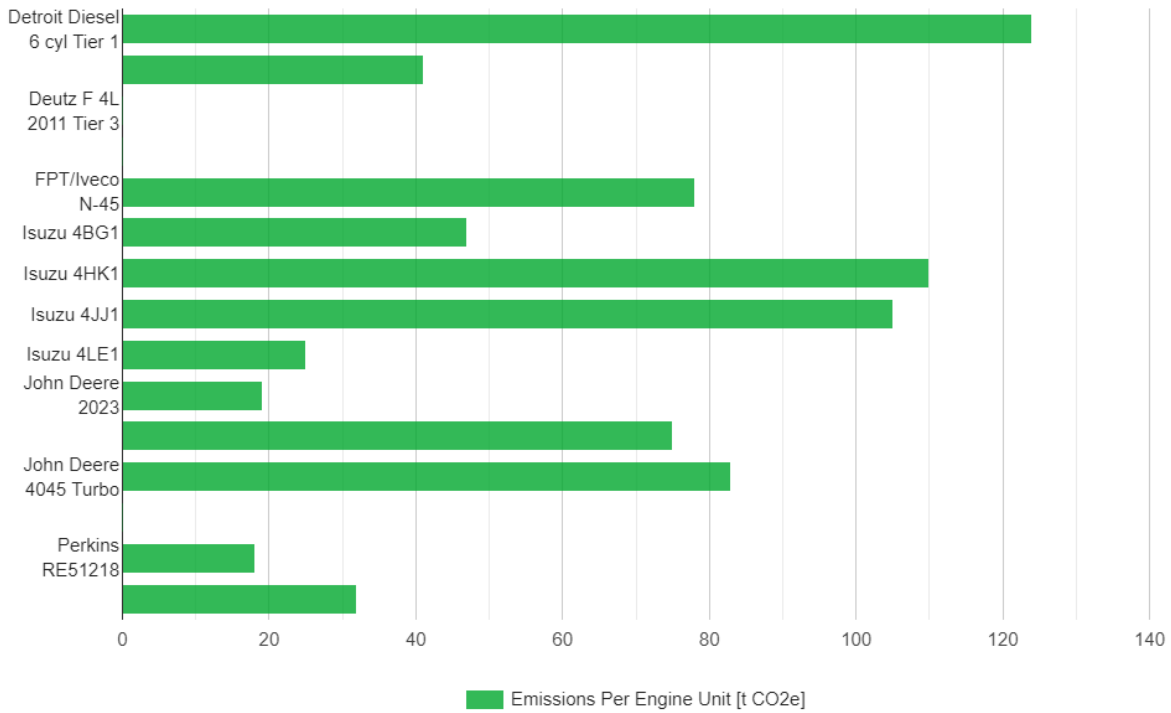
Scope 1

The table below focuses on scope 1 emissions from owned and controlled engines. Engines are separated by make and model and are normalized by emissions per engine in the rightmost column.

Total Scope 1 Emissions, by Engine Make and Model [t CO2e]

Engine Make and Model	Total Emissions [t CO2e]	Number of Engines	Emissions Per Engine Unit [t CO2e]
Detroit Diesel 6 cyl Tier 1	1,244	10	124
Deutz BF6L913 Tier 2	248	6	41
Deutz F 4L 2011 Tier 3	0	1	0
FPT/Iveco 6cyl Tier 3	0	1	0
FPT/Iveco N-45	698	9	78
Isuzu 4BG1	141	3	47
Isuzu 4HK1	878	8	110
Isuzu 4JJ1	1,683	16	105
Isuzu 4LE1	174	7	25
John Deere 2023	19	1	19
John Deere 4045 tier 2	150	2	75
John Deere 4045 Turbo	249	3	83
Perkins GN65661N	0	1	0
Perkins RE51218	18	1	18
Perkins YG37188	63	2	32
Total	5,565	71	78

Total Scope 1 Emissions, by Engine Make and Model [t CO2e]

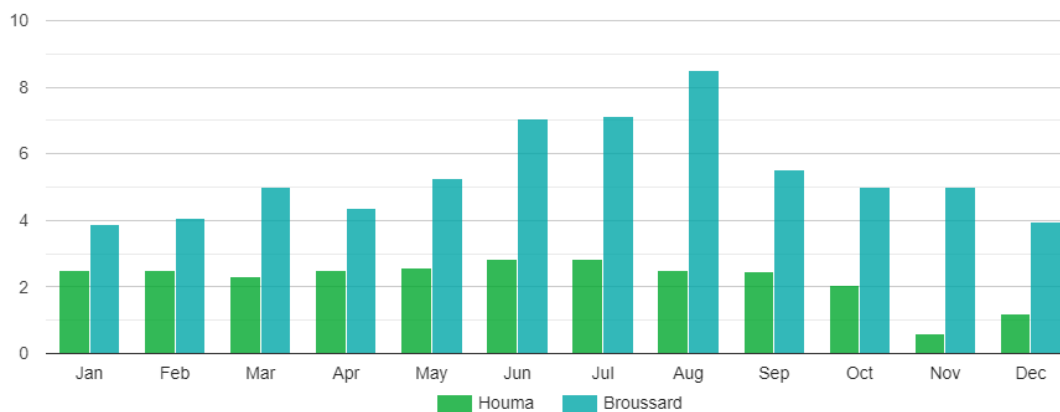


Engine Make and Model	Emissions Per Engine Unit [t CO2e]
Detroit Diesel 6 cyl Tier 1	124
Deutz BF6L913 Tier 2	41
Deutz F 4L 2011 Tier 3	0
FPT/Iveco 6cyl Tier 3	0
FPT/Iveco N-45	78
Isuzu 4BG1	47
Isuzu 4HK1	110
Isuzu 4JJ1	105
Isuzu 4LE1	25
John Deere 2023	19
John Deere 4045 tier 2	75
John Deere 4045 Turbo	83
Perkins GN65661N	0
Perkins RE51218	18
Perkins YG37188	32

Scope 2

The graph below shows our monthly purchased electricity in 2023 for our offices in Houma and Broussard, Louisiana.

Monthly Scope 2 Emissions, by Office [t CO2e]



Serie	Houma	Broussard
Jan	2.489	3.882
Feb	2.499	4.071
Mar	2.305	4.987
Apr	2.493	4.367
May	2.587	5.257
Jun	2.818	7.063
Jul	2.849	7.130
Aug	2.491	8.519
Sep	2.466	5.526
Oct	2.040	5.014
Nov	0.593	5.014
Dec	1.197	3.963